



Supplemental sheet for Instructions for Use

Leica CV5030

Robotic Coverslipper

Supplemental sheet for Instructions for Use
Leica CV5030, V 3.3 RevJ, English – 07/2016
2015-001 Supplemental sheet for CV5030 V 1.0 RevD – 07/2016

Always keep this document with the instrument.
Read carefully before working with the instrument.

New chapter 5.4.1 Bath insert for HistoCore SPECTRA ST



The Bath Insert and Clip is required to be used with the HistoCore SPECTRA ST specimen slide holder for 30 specimens on the Coverslipper CV5030.



- To avoid damaging the specimens specimen slides should never be inserted into a specimen holder on which a clip has already been attached.
- The clip should only be attached after the specimen holder has been removed from the SPECTRA ST. Using the Clip during the staining process can cause collisions within the device, which can lead to interruptions of the staining process.
- The specimen slide holder handle (1, Fig. C) has to be removed from the specimen slide holder before inserting it into the CV5030.




Fig. A

Preparing the CV5030 for the HistoCore SPECTRA ST Bath Insert

- Open the load drawer of the CV5030 (see Chap. 4.10 Fig. 27) and pull the loading bath forward.
- Remove the existing bath insert, check the bath for glass debris and clean if necessary.
- Insert the HistoCore SPECTRA ST Bath Insert (see Fig. A) into the loading bath.

Attaching the Clip to the specimen slide holder

- Remove the specimen slide holder from the HistoCore SPECTRA ST.
- Unfold the specimen slide holder handle and hold the specimen slide holder at an angle (Fig. B).
- Place the Clip carefully over the specimen slides and take care that only one specimen slide sits in each slot of the Clip (see Fig. C).
- Place the specimen slide holder back horizontally.
- Using both hands simultaneously, carefully press the Clip downwards until it snaps into position (Fig. C).
- Remove the specimen slide holder handle (1, Fig. C).
- Open the load drawer of the CV5030 and insert the specimen slide holder into the HistoCore SPECTRA ST Bath Insert.
- Cover slip the specimen slides, as described in Chap. 5.5.



Fig. B




Fig. C

New items to chapter 9.1 Optional Accessories




Fig. D

Kit Adapter Rack 30 HistoCore SPECTRA ST,

for Leica specimen slide holders for 30 specimen slides
Consisting of:

1 Adapter 14 0478 54396
1 Clip 14 0478 55510

Order No. 14 0478 55522

Kit Clip Rack 30 HistoCore SPECTRA ST,

Consist of 2 Clips

Order No. 14 0478 55510

Adapter Rack 30 HistoCore SPECTRA ST,

for Leica specimen slide holders for 30 specimen slides

Order No. 14 0478 54396

www.LeicaBiosystems.com



Leica Biosystems Nussloch GmbH
Heidelberger Straße 17-19
D- 69226 Nussloch
Phone: +49 6224 - 143 0
Fax: +49 6224 - 143 268
Web: www.LeicaBiosystems.com