

Kreatech™ FISH probes

Product Information Sheet

KI-10114

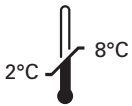
TP53 (17p13) / ATM (11q22)

100 µl

DANGER



FORMAMIDE



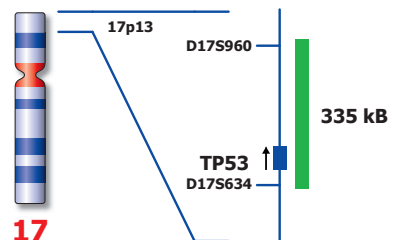
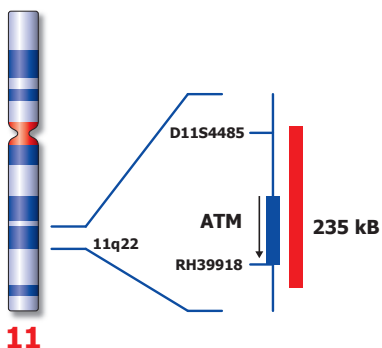
Kreatech Biotechnology B.V.
Vlierweg 20
1032 LG Amsterdam
The Netherlands
www.LeicaBiosystems.com

RUO - Research Use Only

Not for use in diagnostic procedures

PI-KI-10114_D2.1

Published August 2015



Not to scale

KI-10114

Kreatech™ TP53 (17p13) / ATM (11q22) FISH probe

Introduction: The **TP53 (17p13)** specific FISH probe is optimized to detect the TP53 gene region at 17p13. The **ATM (11q22)** specific FISH probe is optimized to detect the ATM gene region at 11q22.

Critical region 1 (red): The **ATM (11q22)** specific FISH probe is direct-labeled with PlatinumBright™550.
Critical region 2 (green): The **TP53 (17p13)** specific FISH probe is direct-labeled with PlatinumBright™495.

Reagent: Kreatech probes are direct-labeled DNA probes provided in a ready-to-use format. Apply 10 µl of probe to a sample area of approximately 22 x 22 mm.

Please refer to the Instructions for Use for the entire Kreatech FISH protocol.

Kreatech FISH probes are REPEAT-FREE™ and therefore do not contain Cot-1 DNA. Hybridization efficiency is increased and background, due to unspecific binding, is highly reduced.

Patterns: The **TP53 (17p13) / ATM (11q22)** FISH probe is designed as a dual-color assay to detect deletions at 17p13 and 11q22. Deletions involving the TP53 gene region will show one green signal and two red signals for the ATM region at 11q22 (2R1G). Deletions involving the ATM gene region at 11q22 will show one red signal and two green signals for the TP53 region at 17p13 (1R2G). Deletions involving both critical regions at 17p13 and 11q22 will show one red and one green signal only (1R1G). Two single color red (R) and green (G) signals will identify the normal chromosomes 17 and 11 (2R2G).

	Normal Signal Pattern	Del(11q22)	Del (17p13)	Del (11q22)(17p13)
Expected Signals	2R2G	1R2G	2R1G	1R1G

References: Boultonwood J, 2001, J. Clin. Pathol., 54; 512-516

Warning and precautions: In case of emergencies check SDS sheets for medical advice. SDS sheets may be obtained by either contacting Leica Technical Support or visiting www.LeicaBiosystems.com. DNA probes contain formamide which is a teratogen; do not inhale or allow skin contact. Wear gloves and a lab coat when handling DNA probes. All materials should be disposed of according to your institution's guidelines for hospital waste disposal.

Reagent Storage and Handling: Store at 2-8 °C. Reagents should not be used after the expiration date on the vial label.

TECHNICAL SUPPORT Technical support is available at www.LeicaBiosystems.com/service-support/technical-support/ or toll free at 800-248-0123 or via e-mail: kreatech-support@leicabiosystems.com.

CUSTOMER SERVICE Kreatech probes may be ordered through Leica Customer Service toll free at 800-248-0123 or order via e-mail: purchase.orders@leica-microsystems.com.