

Kreatech™ FISH probes Product Information Sheet

KI-20031

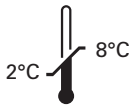
SE 7 (D7Z1) / SE 8 (D8Z1)

100 µl

DANGER



FORMAMIDE



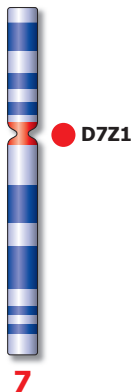
Kreatech Biotechnology B.V.
Vlierweg 20
1032 LG Amsterdam
The Netherlands
www.LeicaBiosystems.com

RUO - Research Use Only

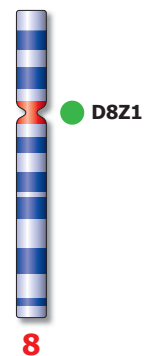
Not for use in diagnostic procedures

PI-KI-20031_D2.2

Published Sept 2015



7



8

Not to scale

KI-20031

Kreatech™ Satellite Enumeration FISH probes

Introduction: **Satellite Enumeration (SE)** FISH probes consist of sets of labeled repetitive satellite DNA sequences isolated from the pericentric heterochromatin of chromosomes. They allow specific chromosome analysis, marker chromosome identification and the detection of aneuploidy. **Satellite Enumeration** FISH probes are optimized to detect repetitive sequences located in the pericentric heterochromatin of chromosomes.

Reagent: Kreatech **Satellite Enumeration** FISH probes are direct-labeled DNA probes provided in a ready-to-use format in a choice of the following fluorophores:
PlatinumBright™ 495 Green
PlatinumBright™ 550 Red

Please refer to the Instructions for Use for the entire Kreatech FISH protocol.

Kreatech FISH probes are REPEAT-FREE™ and therefore do not contain Cot-1 DNA. Hybridization efficiency is increased and background, due to unspecific binding, is highly reduced.

Satellite Enumeration FISH probes will cover the centromeric region of individual or several chromosomes. Gain of chromosomes will be observed by additional signals, loss of chromosomes by lack of the SE specific signal. In normal cells two signals will be visible for each color.

Product Code	Description	Color	Conc	Nr of Test
KI-20031	SE 7 (D7Z1) / SE 8 (D8Z1)	red/green	RTU	10

Warning and precautions: In case of emergencies check SDS sheets for medical advice. SDS sheets may be obtained by either contacting Leica Technical Support or visiting www.LeicaBiosystems.com. DNA probes contain formamide which is a teratogen; do not inhale or allow skin contact. Wear gloves and a lab coat when handling DNA probes. All materials should be disposed of according to your institution's guidelines for hospital waste disposal.

Reagent Storage and Handling: Store at 2-8 °C. Reagents should not be used after the expiration date on the vial label.

TECHNICAL SUPPORT Technical support is available at www.LeicaBiosystems.com/service-support/technical-support/ or toll free at 800-248-0123 or via e-mail: kreatech-support@leicabiosystems.com.

CUSTOMER SERVICE Kreatech probes may be ordered through Leica Customer Service toll free at 800-248-0123 or order via e-mail: purchase.orders@leica-microsystems.com.