

Kreatech™ FISH probes

Product Information Sheet

KI-30502

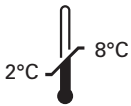
Tlk2 (11qE1) / WC Y Mouse probe

100 µl

DANGER



FORMAMIDE



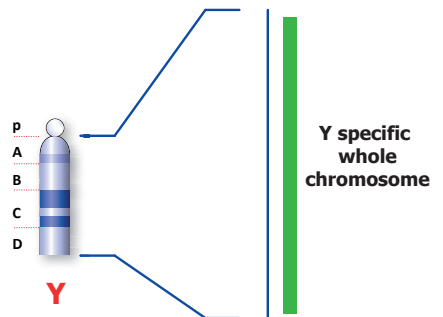
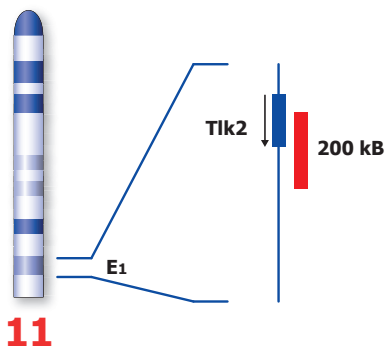
Kreatech Biotechnology B.V.
Vlierweg 20
1032 LG Amsterdam
The Netherlands
www.LeicaBiosystems.com

RUO - Research Use Only

Not for use in diagnostic procedures

PI-KI-30502_D2.1

Published Sept 2015



Not to scale

KI-30502

Kreatech™ Tik2 (11qE1) / WC Y Mouse FISH probe

Introduction: The **Tik2 (11qE1) / WC Y** mouse specific FISH probe is optimized to detect mouse chromosome 11 and Y in a dual-color assay suited for mouse metaphase/interphase spreads, mouse blood smears and mouse bone marrow cells.

Critical region 1 (red): The **Tik2 (11qE1)** specific mouse FISH probe is direct-labeled with PlatinumBright™550.
Critical region 2 (green): The **WC Y** specific mouse FISH probe is direct-labeled with PlatinumBright™495.

Reagent: Kreatech probes are direct-labeled DNA probes provided in a ready-to-use format. Apply 10 µl of probe to a sample area of approximately 22 x 22 mm.

Please refer to the Instructions for Use for the entire Kreatech FISH protocol.

Kreatech FISH probes are REPEAT-FREE™ and therefore do not contain Cot-1 DNA. Hybridization efficiency is increased and background, due to unspecific binding, is highly reduced.

Patterns: The **Tik2 (11qE1) / WC Y** mouse FISH probe is designed as a dual-color assay to detect the mouse chromosomes 11 and Y. Two single color red (R) will identify the normal mouse chromosomes 11, and one single color green (G) in a male sample will identify the normal mouse chromosome Y. The signal for Chromosome Y appears as a colored area (like a paint) in interphase nuclei.

Signal patterns other than those described above may indicate amplifications, deletions of mouse chromosome 11 and/or Y or other complex rearrangements.

References: Barchi et al, 2005, Mol Cell Biol, 25, 7203-7215
Bishop et al, 1987, Nucleic Acids Res, 15, 2959-2969

Warning and precautions: In case of emergencies check SDS sheets for medical advice. SDS sheets may be obtained by either contacting Leica Technical Support or visiting www.LeicaBiosystems.com. DNA probes contain formamide which is a teratogen; do not inhale or allow skin contact. Wear gloves and a lab coat when handling DNA probes. All materials should be disposed of according to your institution's guidelines for hospital waste disposal.

Reagent Storage and Handling: Store at 2-8 °C. Reagents should not be used after the expiration date on the vial label.

TECHNICAL SUPPORT Technical support is available at www.LeicaBiosystems.com/service-support/technical-support/ or toll free at 800-248-0123 or via e-mail: kreatech-support@leicabiosystems.com.

CUSTOMER SERVICE Kreatech probes may be ordered through Leica Customer Service toll free at 800-248-0123 or order via e-mail: purchase.orders@leica-microsystems.com.